

Instruction Manual

LORUS

CAL. Y676 (RL4 SERIES)

LORUS

■ CHARACTERISTICS

1. Time: Indicated by the hour, minute and second hands.
2. Day of the week/Date: Displayed in numerals.

■ HOW TO USE THE WATCH

● SCREW DOWN CROWN

(for models with screw down crown)

Unlocking the crown

1. Turn Crown counterclockwise until you no longer feel the threads turning.
2. Crown can be pulled out.



Locking the crown

1. Push Crown back in to normal position.
2. Turn Crown clockwise while pressing it lightly until tight.



* When using the watch in water:

Before using the watch in water, be sure the crown is screwed in completely.

Do not operate the crown when the watch is wet or in water.

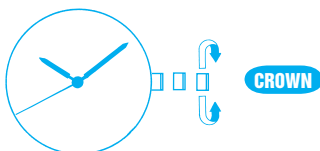
■ HOW TO START THE MECHANICAL WATCH

To initially start your watch, swing it from side to side in a horizontal arc for about 30 seconds.

* If the watch is worn daily, LORUS's automatic mechanism will wind the mainspring automatically through normal wrist movement.

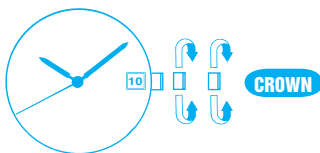
* If the watch is used without being wound up sufficiently, gain or loss of the watch may result. To avoid this, wear the watch for more than 8 hours a day.

■ TIME SETTING FOR MODELS WITHOUT CALENDAR



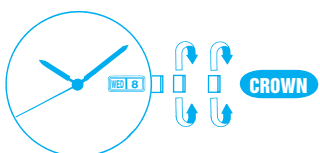
1. Pull out to the second click.
2. Turn to set the time.
3. Push back in to normal position.

■ TIME/CALENDAR SETTING FOR MODELS WITH DATE CALENDAR



1. Pull out to the first click.
2. Turn to show the previous day's date.
3. Pull out to the second click.
4. Turn until the desired date appears.
 - * Turn Crown to advance Hour and Minute hands.
5. Turn to set the time.
6. Push back in to normal position.

■ TIME/CALENDAR SETTING FOR MODELS WITH DAY AND DATE CALENDAR



1. Pull out to the first click.
2. Turn to show the previous day's date.
3. Turn in the opposite direction to show the previous day of the week.

4. Pull out to the second click.
5. Turn until the desired date and day appears.
 - * Turn Crown to advance Hour and Minute hands.
6. Turn to set the time.
7. Push back in to normal position.

Notes on time setting:

- When setting the hands, first set them to a time a few minutes earlier than the correct time, and then advance them to the exact time.

Notes on calendar setting:

- Do not change the day or the date between 9:00 p.m. and 4:00 a.m.
- Turn the hands past the 12 o'clock marker to determine whether the watch is set for the A.M. or P.M. period. If the calendar changes when the hour hand passes the 12 o'clock marker, the time is set for A.M. If the calendar does not change, the time is set for P.M.
- It is necessary to adjust the date at the end of February and 30-day months.

LUMIBRITE WATCH

- If your watch is a LORUS LUMIBRITE watch, it has following features.

LORUS LUMIBRITE watches absorb and store light energy from natural and artificial light sources and emit light in the dark. They are made of environmentally friendly material, and therefore, are harmless to human beings and the environment.

- With a full charge, LORUS LUMIBRITE watches glow in the dark hours longer than conventional luminous watches of this type. If exposed to a light of more than 500 lux (i.e., the brightness of a typical office) for approximately 10 minutes, or direct sunlight for 2 minutes, they will glow for hours.
- Since LORUS LUMIBRITE watches emit the light they store, the brightness will decrease gradually over time. The length of time they will glow may also differ slightly depending on such factors as the brightness of and distance from the light source used to charge the watch.

CARE OF YOUR LORUS WATCH

• WATER RESISTANT

Condition of use Indication on the dial/ case back	Accidental contact with water, such as splashes and rain	Swimming and taking a shower	Skin diving	Scuba diving
NO INDICATION	NO	NO	NO	NO
WATER RESISTANT	YES	NO	NO	NO
WATER RESISTANT (50M/50 BAR)	YES	YES	NO	NO
WATER RESISTANT (100M/10 BAR OR ABOVE)	YES	YES	YES	NO

* If your watch is 200 M/20 BAR, 100 M/10 BAR or 50 M/5 BAR water resistant, it is so indicated on the dial/case back.

- Do not operate the buttons when the watch is wet.
- If the watch is exposed to salt water, rinse it in fresh water and then wipe it thoroughly dry.

Caution:

Leather straps are not water resistant except so indicated, even if the watch head is water resistant.

• ALLERGIC REACTION

Because the case and band touch the skin directly, it is important to clean them regularly. If not, shirt sleeves may be stained and those with delicate skin may develop a rash. Please wear the watch with some play to avoid any possible allergic reaction. If you develop a rash on your wrist, stop wearing and consult a physician.

• MAGNETISM

Your watch will not be affected by magnetism generated by household electric appliances.

• SHOCKS AND VIBRATIONS

Your watch may be worn for normal sports activities, but be careful not to drop it or hit it on hard surfaces.

• TEMPERATURE

Your watch is preadjusted so that constant accuracy may be insured at normal temperature.

SERVICE

When your LORUS watch requires repair or servicing, please see the enclosed WARRANTY/GUARANTEEE.

Printed in China