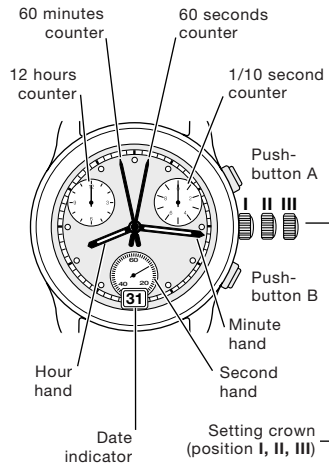


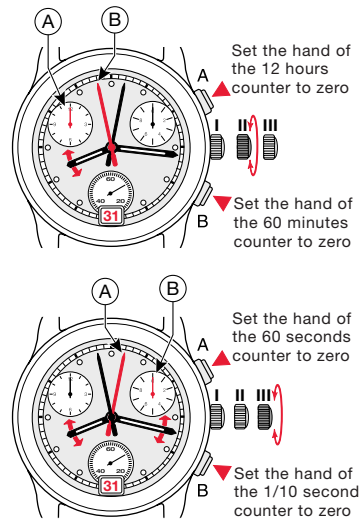
## DISPLAY

### Watch hands



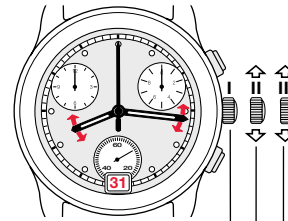
## SETTING THE COUNTERS TO ZERO

### Setting crown in position II or III



## SETTINGS

### Crown 3 positions



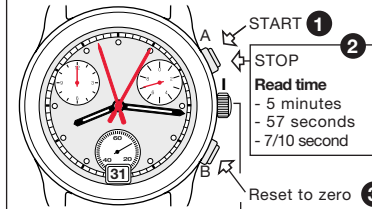
Normal running of watch  
Correcting time-zone and correction of the date at every passing to midnight

Correcting time position:  
stop second and correction of the date at every passing to midnight

**Note :**  
Dietting crown in position II for longer 20 minutes (time could be lost).

## TIMING MODE

### Simple timing function



**START 1**  
**STOP 2**  
**Read time**  
- 5 minutes  
- 57 seconds  
- 7/10 second  
**Reset to zero 3**  
Setting crown in position I

**1 to 3** order of functions

### WARNING

Before starting the time, put back the chronograph hands to their original position. If necessary, see paragraph SETTING THE COUNTERS TO ZERO.

GB

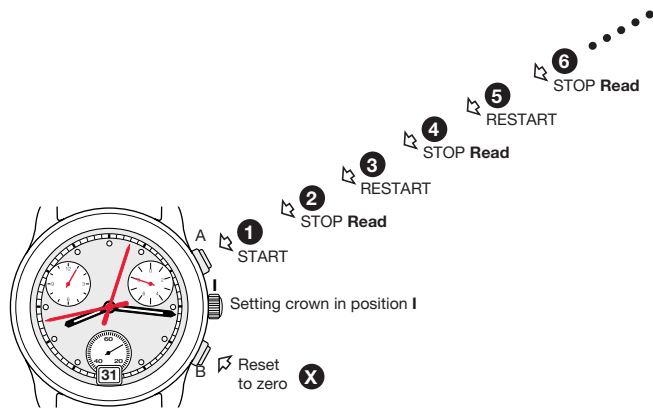
# CHRONOGRAPH ETA 251.262

ETA SA Manufacture Horlogère Suisse  
depuis 1793

291 611 - 30.05.2005 / ETA / 03

## TIMING MODE

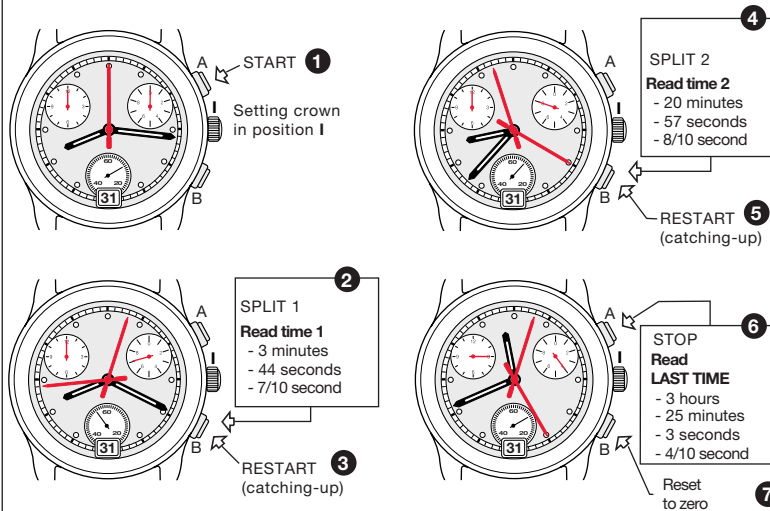
### ADD function



**1 to X** order of functions

## TIMING MODE

### SPLIT-TIME or INTERMEDIATE TIME function



**1 to 7** order of functions